

USB Dual DVI KVM Extender (KED202S)



Overview

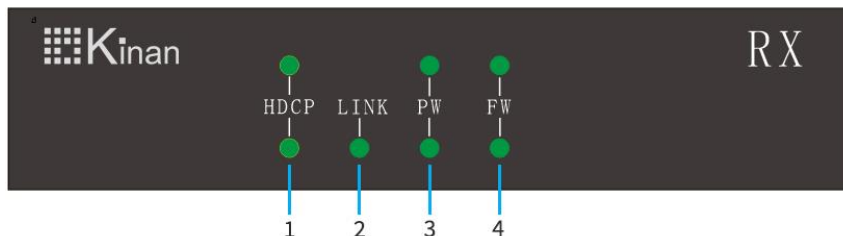
The KED201S USB Dual DVI HDBaseT™ KVM extender integrates the latest HDBaseT™ technology and delivers high quality Dual DVI video, USB and stereo audio signals up to 100m via single Cat5 / Cat6 cable.

A complete set of KED201S including Transmitter (KED201SH) and Receiver (KED201SC). The Transmitter is connected to a computer or server, and the receiver is connected to a display, keyboard, audio player and other USB devices.

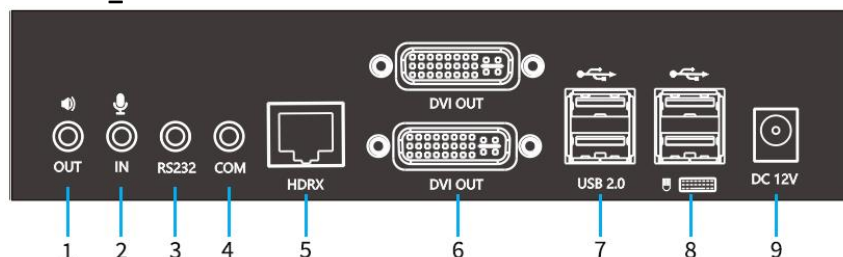
The KED201S enables remote high-speed access to a single computer at HD display resolution, while improving workplace ergonomics and separating employees from a noisy working environment.

Features

- Allows dual DVI access to your computer from a remote console up to 100m
- Support USB keyboard and mouse
- DVI HD video, resolution up to 1920 x 1080 @60Hz@100m
- Transparent USB 2.0 – Supports a wide range of USB devices including keyboards, mice, mass storage devices and printers. It provides 4 USB ports on the Receiver and 1 USB on the Transmitter.
- Support individual 2-channel stereo audio, 1 LINEIN + 1 LINEOUT
- Extends video, audio, USB, RS-232 signals via a single Cat5e / Cat 6 cable
- Easy to install - no software required - connecting cables to the devices is all it takes
- Support widescreen
- Plug and play
- Support firmware upgrade

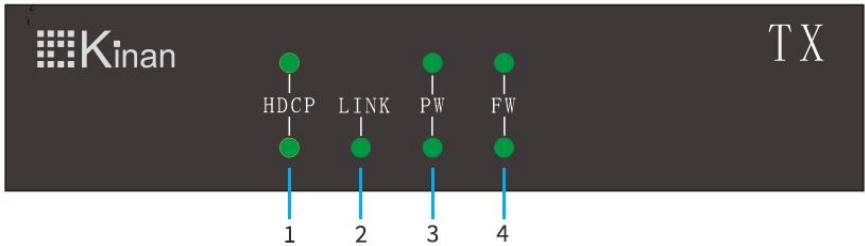
KED202S_RX front panel

No.	Components	Description
1	HDCP	Indicates the video status
2	LINK	Indicates the connecting status with the Transmitter.
3	PW	Power indicator
4	FW	Device running status

KED202S_RX Rear Panel

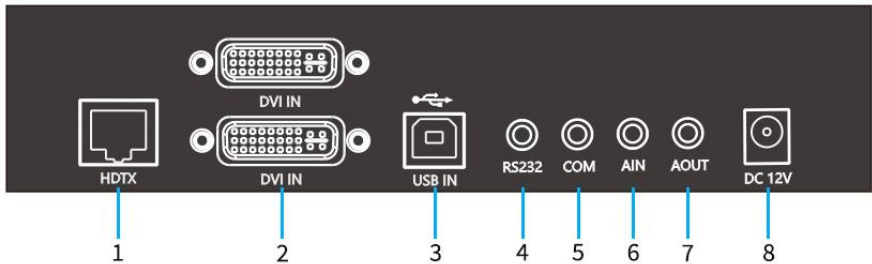
No.	Components	Description
1	OUT	Audio Output
2	IN	Mic Input
3	RS232	RS232 serial port
4	COM	Communication Port
5	HDRX	CAT5E/CAT6 cable connection port to connect to the Transmitter.
6	DVI OUT	Connect to DVI display
7	USB2.0	Connect to other USB peripherals devices
8	USB port	Connect to USB keyboard/Mouse
9	Power Socket	12V power

KED202S_TX front panel



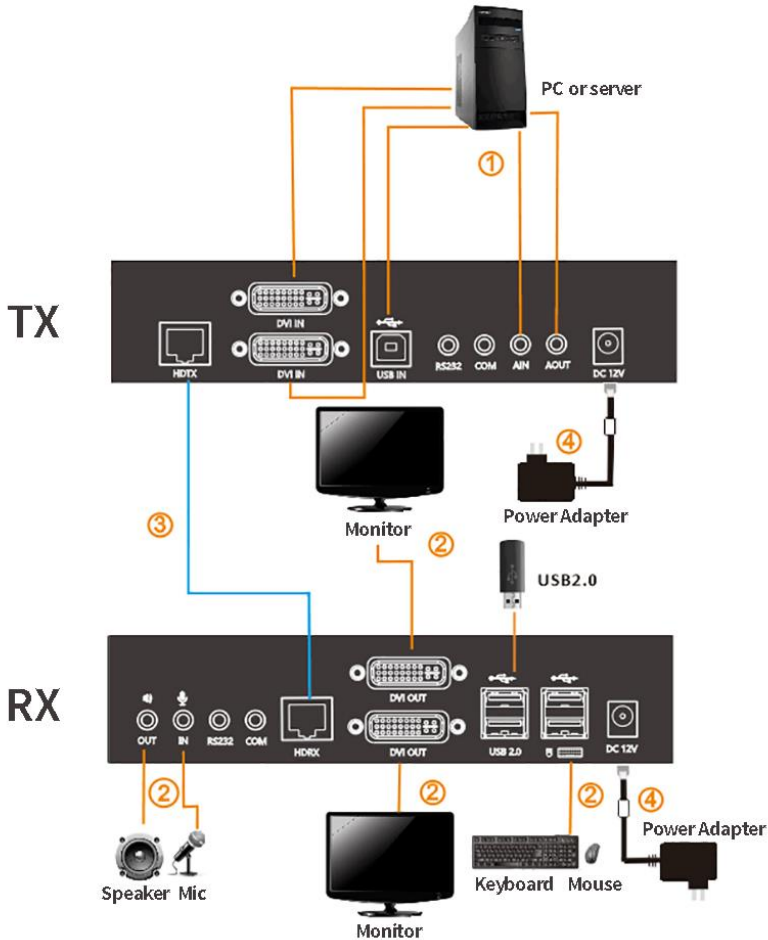
No.	Components	Description
1	HDCP	Indicates the video status
2	LINK	Indicates the connecting status with the Transmitter.
3	PW	Power indicator
4	FW	Device running status

KED202S_TX Rear Panel



No.	Components	Description
1	HDTX	CAT5E/CAT6 cable connection port to connect to the Receiver.
2	DVI IN	DVI video input
3	USB IN	Connect to the USB port of a computer.
4	RS232	RS232 serial port
5	COM	Communication Port
6	AIN	Audio Input
7	AOUT	Mic Output
8	Power Socket	12V power

Connection Diagram



1. Connect the KED202S_TX to PC's video, USB port and audio port. (① in the above diagram)
2. Connect the KED202S_RX to keyboard, mouse, display and audio device. (② in the above diagram)
3. Connect KED202S_TX unit and KED202S_RX unit with CAT5E/CAT6 cable through the HDTX and HDRX ports. (Max 100m) (③ in the above diagram)
4. Power on the KED202S_TX and KED202S_RX unit. (④ in the above diagram)

Specifications

Model No.		KED202S_TX	KED202S_RX
Connectors	DVI Input	2	NA
	DVI Output	NA	2
	Power	12V	12V
	Network Port	RJ45 x1	RJ45 x 1
	Mic	3.5MM Stereo Jack (pink)	3.5MM Stereo Jack (pink)
	Speaker	3.5MM Stereo Jack (green)	3.5MM Stereo Jack (green)
	USB Type B	1	N/A
	USB 2.0	N/A	USB x 2
Resolution		1920 X 1080 @ 60 Hz (1080P)	
Connecting cable		CAT 5E / 6	
Power Input		DC12V / 2A	DC12V / 2A
Working Temperature		0 ~ 70 °C	
Storage Temperature		-20 ~ 85 °C	
Humidity		0~80% RH, Non-Condensing	
Material		Metal	
N.W. (kg)		1.45 kg	1.45 kg
Dimension (W × D × H)		180 x 122 x 44mm	